


# Oduzimanje razlomaka u slikama

$$\frac{3}{4} - \frac{1}{2} = ?$$



$$\frac{3}{4} - \frac{1}{2} = \frac{3-2}{4} = \frac{1}{4}$$

The equation shows the conversion of the fractions to a common denominator. Blue arrows point from the numerators 3 and 1 down to the circles below. A blue oval highlights the subtraction of 2 from 3 in the numerator, with arrows pointing to the circles below.




# Oduzimanje razlomaka u slikama

$$\frac{5}{6} - \frac{3}{4} = ?$$



$$\frac{5}{6} - \frac{3}{4} = \frac{10 - 9}{12} = \frac{1}{12}$$



## Oduzimanje razlomaka u slikama

$$\frac{4}{5} - \frac{2}{3} = ?$$



$$\frac{4}{5} - \frac{2}{3} = \frac{12 - 10}{15} = \frac{2}{15}$$


The equation shows the conversion of the fractions to a common denominator. Blue arrows point from the denominators 5 and 3 down to the common denominator 15. Blue circles highlight the multiplication of 4 by 3 to get 12 and 2 by 3 to get 10. Blue arrows also point from the 12 and 10 in the numerator down to the 12 and 10 slices in the visual representation below.



## Oduzimanje razlomaka u slikama

$$\frac{4}{5} - \frac{1}{2} = ?$$

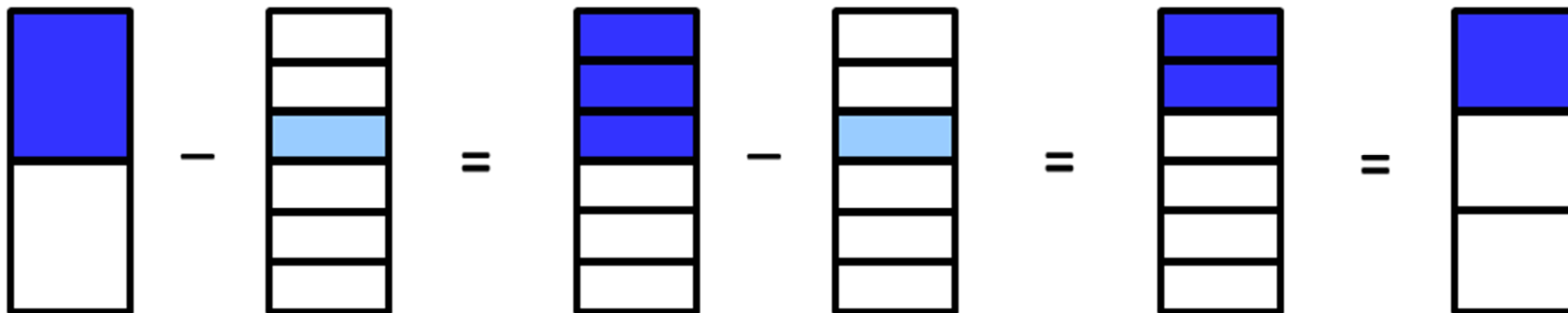
$$\frac{4}{5} - \frac{1}{2} = \frac{8}{10} - \frac{5}{10} = \frac{3}{10}$$



## Oduzimanje razlomaka u slikama

$$\frac{1}{2} - \frac{1}{6} = ?$$

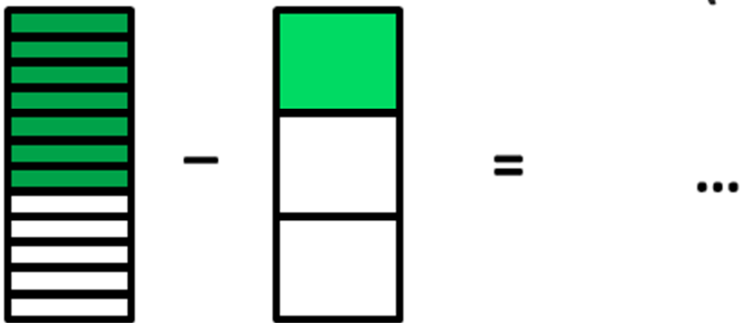
$$\frac{1}{2} - \frac{1}{6} = \frac{3}{6} - \frac{1}{6} = \frac{2}{6} = \frac{1}{3}$$



## Oduzimanje razlomaka u slikama

$$\frac{7}{12} - \frac{1}{3} = \dots$$

(Možeš li nastaviti sam?)



Fotografije torti korištene u ovom materijalu su:

- s web stranice

<http://photos1.blogger.com/blogger2/1682/2764/1600/chocolate%20pb%20mousse%20cake%20top%20view.1.jpg>

<http://cafejohnsonia.com/page/301>

i

- od ravnateljice moje škole Martine Novak.

Pizza je sa

<http://pauza.hr/> .

Hvala nadležnima na dozvolama da koristim fotografije!

Antonija Horvatek

*Matematika na dlanu*

<http://www.antonija-horvatek.from.hr/>