

Učimo čitati (radnje)

Treba spojiti parove tj. riječi koje opisuju radnju sa sličicom na kojoj je prikazana ta radnja.

Velika većina riječi je od 4 slova, a samo poneka od 3.

Sličice u ovom dokumentu su iz Microsoftove bogate zbirke slika
<http://office.microsoft.com/en-us/images/>.

Antonija Horvatek

Matematika na dlanu

<http://www.antonija-horvatek.from.hr/>

ŠTO TKO RADI? (1)




boja



baca



bere



čita

buši



čuči



čupa



diže



gađa

gasi



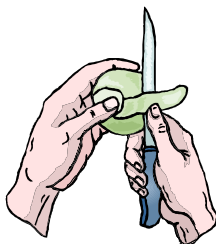
čeka



guli



jaši



jede



ŠTO TKO RADI? (2)



kopa



kosi



kuha



kuca

kiše



laje




leti



leži




liže



lovi



ljubi



ljulja



ŠTO TKO RADI? (3)



mazi



duda



mete



muti



muze

moli




nosi

njiše



sadi



solu



šepa



šiša

šiva




ŠTO TKO RADI? (4)



peca



pada



pere



puže



pali



penje



pije




pika

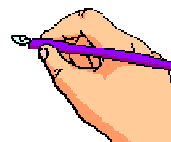


pili

piše



puca




pupa


puše



peče




ŠTO TKO RADI? (5)



reži



ruča



roni




reže



vari




gura



tuče

toči



visi




vozi

viče



vuče



zida


zove



zuji



ŠTO TKO RADI? (6)



kupa

lovi



nosi

pase



pere



pije



pika




pili

piše



puše



vari

važe



vozi

zove


zida



ŠTO TKO RADI?* (7)



drži




vrti

trči



ore



uči



gri

ljulja



sanja



penje



šeću



šuti



maže



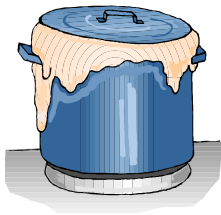
maše



važē




SPOJI PAROVE (radnje)



dimi

kapa



kipi

leti



lupa


melje

maže




puše

sija



gori

teče



tone

važe



grmi

