

Pisanje - trosložne riječi - 1. dio

Ovo je jedan od materijala za uvježbavanje pisanja trosložnih riječi, od jednostavnijih prema složenijima.

1. dio čine one riječi u kojima svi slogovi imaju po 2 slova (npr. KACIGA, SALAMA,...).

2. dio čine trosložne riječi koje imaju barem jedan slog od 3 slova (npr. DELFINI, ČAVLIĆI, DEVETSTO,...), ali niti jedan od 4 slova. Primijetit ćete da tu ima čak i četverosložnih riječi, međutim u takvim se radi o slučaju da imamo dva uzastopna sloga od kojih svaki ima samo po jedno slovo (npr. AUTOPUT). Takve sam ovdje umetnula jer se ta dva sloga mogu lako pročitati i zajedno, pa ga u tom smislu možemo brojati i kao jedan slog (iako zapravo nije). Uostalom, i neki učenici, koji nastavu pohađaju po prilagođenom programu, automatski spajaju za prva dva slova (AU+TO+BUS), pa je to pogotovo razlog da te riječi uvrstim ovdje za vježbanje čitanja.

Vi slobodno, ako želite, izbacite takve riječi, odnosno složite si materijal kakav vam odgovara.

3. dio čine trosložne riječi koje imaju barem jedan slog od 4 slova (npr. CVJETOVI, GITARIST,...).

Antonija Horvatek

Matematika na dlanu

<http://www.antonija-horvatek.from.hr/>

ŠTO JE NA SLICI? (1)




















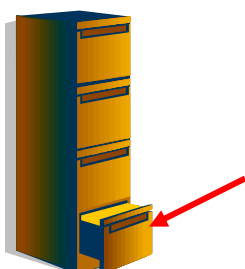

















ŠTO JE NA SLICI? (2)












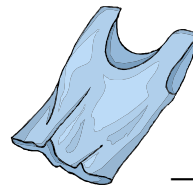






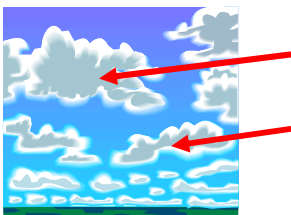














ŠTO JE NA SLICI? (3)





































1000

ŠTO JE NA SLICI? (4)















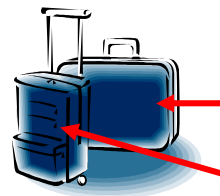





















ŠTO JE NA SLICI? (5)

