

Vježbamo pisati

Ovo je materijal za uvježbavanje pisanja riječi od 3 i 4 slova naizmjenice. Na početku su jednostavnije riječi, a kasnije (na listićima označenim zvjezdicama) složenije (na kojima su suglasnik do suglasnika, slova dž, nj...).

Ukoliko dijete ima problema s ovim, preporučujem prije toga koristiti slične materijale za čitanje, a možete ih naći na <http://www.antonija-horvatek.from.hr/> (bez obzira što se radi o stranicama vezanim uz matematiku).

Još puno zgodnih i korisnih materijala možete naći među materijalima članova Foruma razredne nastave <http://www.razredna-nastava.net/>.

Velika većina sličica u ovom dokumentu je iz Microsoftove bogate zbirke slika <http://office.microsoft.com/en-us/images/>.

Antonija Horvatek

Matematika na dlanu

<http://www.antonija-horvatek.from.hr/>

ŠTO JE NA SLICI? (1)


































ŠTO JE NA SLICI? (2)








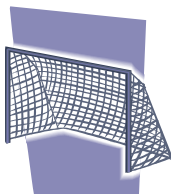














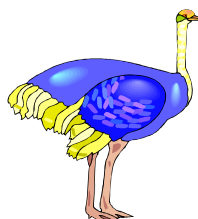






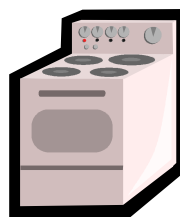






ŠTO JE NA SLICI? (3)
































ŠTO JE NA SLICI? (4)












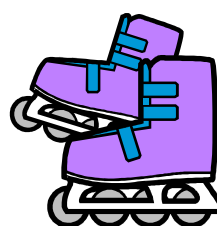
























ŠTO JE NA SLICI? (5)


































ŠTO JE NA SLICI? (6)



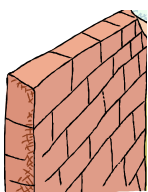




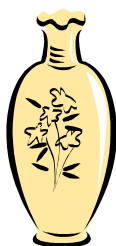























ŠTO JE NA SLICI? (7)*































ŠTO JE NA SLICI? (8)**


















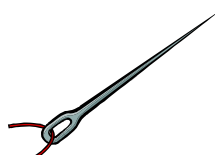


















ŠTO JE NA SLICI? (9)**

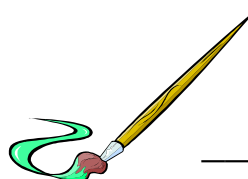






























100









ŠTO JE NA SLICI? (10)**















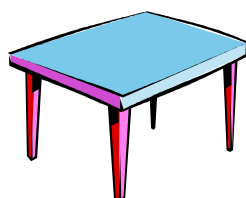












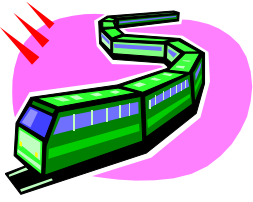









ŠTO JE NA SLICI? (11)**







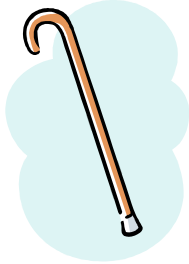



























100